

HCL Informix 14.10

Informix OLE DB Provider Guide



Contents

Chapter 1. Informix® OLE DB Provider Guide.....	1
Overview and setup.....	1
Introduction to HCL Informix® OLE DB Provider.....	1
Install and configure Informix® OLE DB Provider.....	2
Sample programs.....	3
Support of OLE DB specifications.....	4
Support of LDAP Authentication in Windows™.....	4
Supported interfaces.....	4
Supported applications.....	5
Connect to a data source.....	5
Cursors.....	6
Data types.....	8
Data type mappings.....	8
The INTERVAL type mapping.....	9
The DATETIME type mapping.....	10
The decimal and money type mapping.....	11
Large object and user-defined data type mapping.....	11
Data conversions from OLE DB types to HCL Informix® types.....	12
Data conversions from HCL Informix® types to OLE DB types.....	23
Threading support.....	34
Transaction support.....	34
Distributed transactions.....	34
Local transactions.....	34
Distributed transaction support.....	35
Identifiers.....	35
Support for Dynamic Query Extension.....	35
Support for SQL 99 Joins.....	35
International GLS Locales.....	36
Conversion between Unicode and MBCS character sets.....	36
The UNICODE provider string keyword.....	36
The REPORTSTRINGASWSTRING provider string keyword.....	36
Troubleshooting installation, configuration, or operation problems.....	37
HCL Informix® OLE DB Provider not registered.....	37
Class not registered.....	37
Cannot establish a connection.....	38
Database not found.....	38
The oledbversion table not found.....	38
Nonalphabetic MBCS characters generate syntax errors.....	39
Server-side cursor fails to update records.....	39
Attempt to use provider from web server or other server fails.....	39
Cannot connect to transaction manager.....	40
Driver not found error.....	40
Errors for stored procedures.....	41
Known issues with OLE DB .NET bridge.....	41
Index.....	42

Chapter 1. Informix® OLE DB Provider Guide

The *Informix® OLE DB Provider Programmer's Guide* describes the software requirements for using Informix® OLE DB Provider, show how to install and configure the provider for your use, and explain how to use Informix® OLE DB Provider to enable client applications, such as ActiveX Data Object (ADO) applications and web pages, to access data on the Informix® server.

This information is intended for

- Database administrators who install and configure HCL Informix® database servers, databases, and connectivity products
- Developers who write applications with Informix® OLE DB Provider

These topics are written with the assumption that you have the following background:

- A working knowledge of your computer, your operating system, and the utilities that your operating system provides
- Some experience with Microsoft™ OLE DB
- Some experience working with relational databases or exposure to database concepts

To use the Informix® OLE DB Provider, you must run on one of these supported operating systems:

- Microsoft™ Windows NT™ Version 4.0 with Service Pack 4 or later
- Microsoft™ Windows™ 2003 Server, Microsoft™ Windows™ XP Professional, or Microsoft™ Windows™ Vista

For information about software compatibility, see the Informix® Client SDK release notes.

You can access the Informix® information centers and other technical information such as technotes, white papers, and Redbooks® publications online at .

Overview and setup


These topics describe the software you can use with Informix® OLE DB Provider and explain how to install and configure it for your use.

Introduction to HCL Informix® OLE DB Provider

Microsoft™ OLE DB is a specification for a set of data access interfaces designed to enable various data stores to work together. OLE DB components are *data providers*, *data consumers*, and service components. Data providers own data and make it available to consumers. Each implementation of a provider is different, but they all expose their data in a tabular form through virtual tables. Data consumers use the OLE DB interfaces to access data.

You use Informix® OLE DB Provider to enable client applications, such as ActiveX Data Object (ADO) applications and web pages, to access data on the Informix® server.

Informix® OLE DB is a component of the Informix® Client Software Development Kit.

 **Tip:** This publication describes the characteristics of the Informix® OLE DB Provider. It does not describe the architecture of OLE DB providers in general or how to program with OLE DB. For information about OLE DB architecture and programming, go to the Microsoft™ website () and search for "Introduction to OLE DB".

Install and configure Informix® OLE DB Provider

Informix® OLE DB Provider is distributed with Informix® Connect and the Informix® Client Software Development Kit (Client SDK).

When you install the Client SDK, Informix® OLE DB Provider is installed by default. The installation includes other necessary components and performs required updates to the registry.

After installation, you must run the script `coledbp.sql` on the Informix® server against the **sysmaster** database as user **informix**. Informix® OLE DB Provider requires the stored procedures added to the server by the `coledbp.sql` script. The script is located in the `INFORMIXDIR\etc` directory. (To remove the stored procedures, you can run the `doledbp.sql` against the **sysmaster** database as user **informix**.)

Manually adding HCL Informix® OLE DB Provider to the registry

About this task

If you must manually add Informix® OLE DB Provider to the registry, you can do it as follows:

1. Using the command prompt, change directory to `INFORMIXDIR\bin`.
The file `ifxoledbc.dll` is present in this directory.
2. Type `Regsvr32.exe ifxoledbc.dll` and press **Enter**.

Manually removing HCL Informix® OLE DB Provider from the registry

About this task

If you must remove Informix® OLE DB Provider from the registry, you can do it as follows.

1. Using the command prompt, change directory to `INFORMIXDIR\bin`.
The file `ifxoledbc.dll` is present in this directory.
2. Type `Regsvr32.exe /u ifxoledbc.dll` and press **Enter**.

Upgrading from previous versions

About this task

To upgrade from previous versions of Informix® OLE DB Provider, your database administrator must follow these steps:

1. Run the script `doledbp.sql` against the **sysmaster** database as user **informix**.
Ignore any messages about missing database objects.
2. Run the script `coledbp.sql` against the **sysmaster** database as user **informix**.

Results

Version 2.8 of Informix® OLE DB Provider changes the way some features used to operate in earlier versions. If you have used a version before 2.8 of the Informix® OLE DB Provider, the issues you must be aware of are:

- OLE DB Provider handles the INTERVAL type differently in this release. In versions before 2.8, interval data was returned as decimal numbers with different sections of that number corresponding to year, month, day, and other fields within the value. In order to interpret the decimal number correctly, knowledge of the start and end fields of the interval column was required.

In this release, the default type is a string with the format as described in the *Informix® Guide to SQL: Reference*, with the provision that a conversion to a numeric type is also allowed. If a datetime interval is requested in DB_TYPE_I8 format, the number returned will have 1/100,000 seconds as the unit of measure.

- OLE DB Provider handles complex data types, collections, and row types differently in this release. Data of these types is presented in string format as LVARCHAR data. This method is similar to the method that is used to interact with this data by using the DB-Access tool. As an example of the format being presented, if a column has the definition:

```
my_date    MULTISET(date not null)
```

Data contained in this column is returned to the application in the format:

```
MULTISET{'08/15/2000', '02/02/2002', '10/11/1999'}
```

- Type handling for the DECIMAL, MONEY, and DATETIME types has changed from the previous release.

Sample programs

A sample program, **Demo1**, is included in `%INFORMIXDIR%\demo\oledbdemo\Demo1`.

The sample program is a complete project that introduces how to use OLE DB interfaces in a C++ application. It performs the following tasks:

- Connects to HCL Informix® by creating a DataSource object
- Creates a Session object
- Creates a Command object
- Executes SQL statements to perform the following tasks:
 - Drop the table **MyTable**, if it exists
 - Create the table **MyTable**
 - Insert records in **MyTable**
- Deletes the Command object

- Deletes the Session object
- Disconnects the database and server connection and deletes the DataSource object

Another sample program is included in `INFORMIXDIR\demo\oledbdemo\DistTxn\`.

Support of OLE DB specifications

The Informix® OLE DB Provider supports level 0 of the OLE DB provider specification, including some additional level 1 interfaces.

The Informix® OLE DB Provider is built and tested with Microsoft™ Data Access Components (MDAC) version 2.8.

Support of LDAP Authentication in Windows™

You can use LDAP Authentication in Windows™ with Informix® OLE DB Provider, which is similar to the Pluggable Authentication Module (PAM) that is used on UNIX™ and Linux™.

When you want to use an LDAP server to authenticate your system users, use the LDAP Authentication Support module. The module contains source code that you can modify to fit your specific requirements. For information about the LDAP Authentication Support module, see the *Informix® Security Guide*.

Supported interfaces

The following interfaces are implemented by Informix® OLE DB Provider:

- IAccessor
- IColumnsInfo
- IColumnsRowset
- ICommand
- ICommandPrepare
- ICommandProperties
- ICommandText
- ICommandWithParameters
- IConvertType
- IDBAsynchStatus
- IDBCreateCommand
- IDBCreateSession
- IDBDataSourceAdmin
- IDBInfo
- IDBInitialize

- IDBProperties
- IDBSchemaRowset
- IErrorLookup
- IGetDataSource
- IIndexDefinition
- IOpenRowset
- IPersist
- IRowsetFind
- IRowsetIdentity
- IRowsetInfo
- IRowsetLocate
- IRowsetScroll
- IRowsetUpdate
- ISessionProperties
- ISupportErrorInfo
- ITableDefinition
- ITransactionJoin
- ITransactionLocal
- ITransactionOptions

Supported applications

With the Informix® OLE DB Provider, you can create the ADO, C, and C++ applications.

You can create the following types of applications:

- ADO applications, including:
 - Microsoft™ Visual Studio C++ applications
 - Microsoft™ Visual Basic applications
- C and C++ applications that access Informix® databases directly using the OLE DB interfaces, including ATL applications whose Data Access Consumer Objects were generated by the ATL COM AppWizard

Connect to a data source

Informix® OLE DB Provider treats the database (rather than the database server instance) as a data source.

Data source names must be in the following format:

```
[database] [:@server]
```

The brackets indicate that the enclosed items are optional. If the database name is missing, the client user name is used. If the `@server` name is missing, the default database server is used (corresponding to the value specified by the `INFORMIXSERVER` registry entry of the client).

To specify ADO connection string keywords, specify keywords in the connection string for the Provider by using the format `keyword=value`. Delimit multiple keywords with a semicolon.

The following table describes the ADO keywords supported by the Informix® OLE DB Provider.



Important: These settings take precedence over the settings of environment variables.

Keyword	Value	Description
DSN	Name of the database alias	The Informix® database alias in the database directory
UID	User ID	The user ID used to connect to the Informix® server
PWD	Password	The password for the user ID
Client_locale	Locale	The client locale for the application
Db_locale	Locale	The database locale for the application
UNICODE	True or False	Indicates whether to use Unicode.
RSASWS or REPORTSTRINGASWSTRING	True or False	Enables you to control the data mapping for wide strings.
FBS or FETCHBUFFERSIZE	Numeric	The size in bytes of the buffer size used to send data to or from the database. The range of values is 4096 (default) to 2147483648 (2GB). If you want to set the fetch buffer size at 32 K, for example, set the connection string as "FBS=32767" or "FETCHBUFFERSIZE=32767". If the value of "FBS" or "FETCHBUFFERSIZE" is not in the range 4096 - 2147483648, then by default the value will be changed to 4096 internally and no error message is returned.

Cursors

Informix® OLE DB Provider supports the following ADO cursor types:

- Client-side scrollable cursors (**adUseClient** and **adOpenStatic**)

Client-side scrollable cursors (**adUseClient** and **adOpenStatic**) support bookmarks and have the following limitation: database updates fail when the rowset includes columns of extended data types.

- Server-side scrollable cursors (**adOpenStatic**)

Server-side scrollable cursors are faster than client-side cursors. If a server-side scrollable cursor is opened on a table (**adCmdTableDirect**) or on a simple SELECT statement (single table, no aggregates, no GROUP BY clause), the cursor can support bookmarks and, with the Version 9.2, or later HCL Informix® server, database updates.

- Server-side nonscrollable cursors (**adUseServer** and **adOpenForwardOnly**)

Server-side nonscrollable cursors (**adUseServer** and **adOpenForwardOnly**) are the fastest cursors. Like server-side scrollable cursors, nonscrollable cursors support updates when opened on a table or (with the Version 9.2, or later HCL Informix® server) when opened on a simple FOR UPDATE-compatible SELECT statement. In addition, if a server side nonscrollable cursor is opened on a table or on a simple SQL statement without an ORDER BY clause, the cursor is able to display changes made to the database by other users (unless transaction isolation precludes it).

The following caveats apply to the use of cursors:

- The only scrollable cursor supported by Informix® OLE DB Provider is the static cursor. The Provider accepts requests for other types of scrollable cursors (dynamic and keyset), but it supplies a static cursor regardless of which cursor type is requested.
- Since the scrollable cursor is static, it cannot detect changes made to the database by other users. The DBPROP_OWNINSERT, DBPROP_OTHERINSERT, and DBPROP_OTHERUPDATEDELETE properties for scrollable cursors are read-only VARIANT_FALSE.

Use a nonscrollable cursor (**adOpenForwardOnly**) if you want the functionality that corresponds to setting these properties to VARIANT_TRUE.

- With HCL Informix® servers before version 9.2, the server-side nonscrollable cursor **adUseServer** can update records only when the rowset is opened with **IOpenRowset::OpenRowset()**. The ADO flag corresponding to **IOpenRowset::OpenRowset()** is **adCmdTableDirect**.

The client-side cursor (**adUseClient**) does not have this limitation.

- Server-side scrollable cursors cannot be opened if the record set includes simple large objects (BYTE and TEXT) or collections.

You can use a server-side nonscrollable cursor (**adOpenForwardOnly**) or a client-side scrollable cursor (**adUseClient**) with these types.

- The DBPROP_IRowsetScroll property is read-only VARIANT_FALSE for rowsets not opened with **IOpenRowset::OpenRowset()**. It is VARIANT_TRUE for rowsets opened with **IOpenRowset::OpenRowset()** if bookmarks are requested (corresponding ADO flags are **adOpenStatic** and **adOpenKeyset**).
- To support bookmarks and the modification or deletion of records, a data source table must include a ROWID column. (A ROWID column is not needed to insert records.)

All fragmented and nonfragmented tables created with the WITH ROWIDS clause (or altered with the WITH ROWIDS clause applied) have this column. The ROWID column itself is not visible to consumers unless it is explicitly selected.

If consumers require a persistent unique ID, create the necessary columns by using the SERIAL, SERIAL8, or BIGSERIAL data types.

- Use of DISTINCT, UNIQUE, ORDER BY, GROUP BY, or aggregates in SQL statements makes the cursor unable to detect changes made on the database by other users.

- Any SELECT statement that cannot be used with FOR UPDATE (for example, because it has joins or aggregates) is incompatible with bookmarks and updatability (but not incompatible with scrolling).
- When you work with ADO client-side cursors, specify the table name in the same text case that is used on the server. Otherwise, the database server returns an error. To work around this issue, use ADO server-side cursors.

Data types

Informix® OLE DB Provider supports all built-in and user-defined types. However, see the caveats about using scrollable cursors on data that includes simple large objects and collections in [Cursors on page 6](#).

Data type mappings

Informix® OLE DB Provider supports data type mappings between Informix® data types and OLE DB data types.

The support for data type mappings between Informix® and OLE DB data types are shown in the following table.

The data type shown in the column headed **MSDASQL>ODBC 3.80 Type** is the type that the Informix® data type maps to when you use the Microsoft™ OLE DB to ODBC bridge.

Informix® data type	OLE DB Provider type before version 2.8	MSDASQL>ODBC 3.80 type	Current® OLE DB Provider type
BIGINT	None	DBTYPE_I8	DBTYPE_I8
BIGSERIAL	None	DBTYPE_UI8	DBTYPE_I8
BLOB	DBTYPE_BYTES	DBTYPE_BYTES	DBTYPE_BYTES
BOOLEAN	DBTYPE_BOOL	DBTYPE_BOOL	DBTYPE_BOOL
BYTE	DBTYPE_BYTES	DBTYPE_BYTES	DBTYPE_BYTES
CHAR	DBTYPE_STR	DBTYPE_STR	DBTYPE_STR
CLOB	DBTYPE_STR	DBTYPE_STR	DBTYPE_STR
DATE	DBTYPE_DBDATE	DBTYPE_DBDATE	DBTYPE_DBDATE
DATETIME	DBTYPE_DBTIMESTAMP	DBTYPE_DBTIMESTAMP Except: DATETIME YEAR TO DAY maps to DBTYPE_DBDATE DATETIME HOUR TO SECOND maps to DBTYPE_DBTIME	DBTYPE_DBDATE or DBTYPE_DBTIME or DBTYPE_DBTIMESTAMP
DECIMAL	DBTYPE_VARNUMERIC	DBTYPE_NUMERIC	DBTYPE_NUMERIC
DISTINCT	Same as underlying type	Same as underlying type	Same as underlying type

Informix® data type	OLE DB Provider type before version 2.8	MSDASQL>ODBC 3.80 type	Current® OLE DB Provider type
FLOAT	DBTYPE_R8	DBTYPE_R8	DBTYPE_R8
INT8	DBTYPE_I8	DBTYPE_I8	DBTYPE_I8
INTEGER	DBTYPE_I4	DBTYPE_I4	DBTYPE_I4
INTERVAL	DBTYPE_NUMERIC	DBTYPE_BYTES	DBTYPE_STR
LIST	DBTYPE_VARIANT	DBTYPE_STR	DBTYPE_VARIANT
LVARCHAR	DBTYPE_STR	DBTYPE_STR	DBTYPE_STR
MONEY (p<=19 s<=4)	DBTYPE_NUMERIC	DBTYPE_CY	DBTYPE_CY
MONEY (p>19 s<>4)	DBTYPE_NUMERIC	DBTYPE_NUMERIC	DBTYPE_NUMERIC
MULTISET	DBTYPE_VARIANT	DBTYPE_STR	DBTYPE_VARIANT
NCHAR	DBTYPE_STR	DBTYPE_STR	DBTYPE_STR
OPAQUE	DBTYPE_BYTES	DBTYPE_BYTES	DBTYPE_BYTES
Named ROW	DBTYPE_VARIANT	DBTYPE_STR	DBTYPE_VARIANT
Unnamed ROW	Same as underlying type	DBTYPE_STR	DBTYPE_VARIANT
SERIAL	DBTYPE_I4	DBTYPE_I4	DBTYPE_I4
SERIAL8	DBTYPE_I8	DBTYPE_UI8	DBTYPE_I8
SET	DBTYPE_VARIANT	DBTYPE_STR	DBTYPE_VARIANT
SMALLFLOAT	DBTYPE_R4	DBTYPE_R4	DBTYPE_R4
SMALLINT	DBTYPE_I2	DBTYPE_I2	DBTYPE_I2
TEXT	DBTYPE_STR	DBTYPE_STR	DBTYPE_STR
VARCHAR	DBTYPE_STR	DBTYPE_STR	DBTYPE_STR

The INTERVAL type mapping

For Version 2.8, by default, the INTERVAL data type is mapped to a string with the format described in *Informix® Guide to SQL: Reference*. However, a conversion to a numeric type is also allowed. Conversion to a string type facilitates the easy display of user-entered data. The alternate numeric conversion facilitates mathematical manipulation of data by an application.

For day-time intervals, the recommended alternate numeric conversion is to DBTYPE_I8. The number returned has 1/100,000 seconds as the unit of measure.

For year-month intervals, the recommended alternate conversion is to DBTYPE_I8. The number returned has months as the unit of measure.

Conversions of both day-time and year-month interval types to the types DBTYPE_I4, DBTYPE_I2, and DBTYPE_I1 are also allowed; overflow errors are possible for the smaller types.



Important: For numeric conversions, the format of the returned number is different from the format returned in prior releases of the Informix® OLE DB Provider (in order to avoid ambiguity).

The DATETIME type mapping

Version 2.8 of Informix® OLE DB Provider maps DATETIME types to the smallest type that can contain the start and end fields of the DATETIME value. The following lists show how Version 2.8 Informix® OLE DB Provider maps to each DATETIME type.

Informix® OLE DB Provider DBTYPE_DBDATE is the mapped type for:

- DATETIME YEAR TO YEAR
- DATETIME YEAR TO MONTH
- DATETIME YEAR TO DAY
- DATETIME MONTH TO MONTH
- DATETIME MONTH TO DAY
- DATETIME DAY TO DAY

Informix® OLE DB Provider DBTYPE_DBTIME is the mapped type for:

- DATETIME HOUR TO HOUR
- DATETIME HOUR TO MINUTE
- DATETIME HOUR TO SECOND
- DATETIME MINUTE TO MINUTE
- DATETIME MINUTE TO SECOND
- DATETIME SECOND TO SECOND

Informix® OLE DB Provider DBTYPE_DBTIMESTAMP is the mapped type for:

- DATETIME YEAR TO HOUR
- DATETIME YEAR TO MINUTE
- DATETIME YEAR TO SECOND
- DATETIME YEAR TO FRACTION
- DATETIME MONTH TO HOUR
- DATETIME MONTH TO MINUTE
- DATETIME MONTH TO SECOND
- DATETIME MONTH TO FRACTION

- DATETIME DAY TO HOUR
- DATETIME DAY TO MINUTE
- DATETIME DAY TO SECOND
- DATETIME DAY TO FRACTION
- DATETIME HOUR TO FRACTION
- DATETIME MINUTE TO FRACTION
- DATETIME SECOND TO FRACTION
- DATETIME FRACTION TO FRACTION

The decimal and money type mapping

Microsoft™ Visual Basic and ADO have limitations when handling floating point numbers with a scale greater than 30 and decimals with an undefined scale. Therefore, some ADO consumers (for example, Microsoft™ Visual Basic 6) might encounter problems representing HCL Informix® DECIMAL or MONEY values.

ADO allows you to specify DBPROP_INIT_PROVIDERSTRING parameters as part of the connection string. Some tools (for example, Microsoft™ Visual Basic 6) allow you to set DBPROP_INIT_PROVIDERSTRING parameters as Extended Properties. The parameters are case-sensitive.

To allow these consumers to correctly handle decimal values, HCL Informix® OLE DB Provider sets the advanced connection option Describe Decimal as Real/Double, so that decimal values with no scale are returned as the type DBTYPE_R8.

To avoid the problem of floating point numbers with a scale greater than 30, HCL Informix® OLE DB Provider supplies the provider string option **decasr8=R8**, which you specify by setting the DBPROP_INIT_PROVIDERSTRING initialization property. This parameter instructs HCL Informix® OLE DB Provider to map DECIMAL and MONEY values to the standard Windows™ DBTYPE_R8 data type. This option also resolves the decimals-with-no-scale problem, but can lead to unnecessary truncation of digits.

Starting with version 3.00, when the connection option (**decasr8=R8**) is not used for columns with DECIMAL data type and no scale is specified, the precision and scale are evaluated by the OLE DB Provider with the following formula for the non-ANSI databases:

```
DECIMAL(p) = DECIMAL(MIN(2 * p, 32), (p < 16) ? p : 12 + ((32 - p) / 4))
```

For best results, always specify a scale for DECIMAL data types.

Large object and user-defined data type mapping

Informix® OLE DB Provider supports large objects and user-defined data types as follows:

- The BYTE data type is reported by **IColumnsInfo::GetColumnInfo()** and appropriate schema rowsets as DBTYPE_BYTES; the TEXT data type is reported as DBTYPE_STR. Values of BYTE and TEXT types are cached in memory.
- Complex data types are reported by **IColumnsInfo::GetColumnInfo()** and appropriate schema rowsets as DBTYPE_VARIANT. The corresponding value is a safe array.

This mapping is known to work with ADO and Visual Basic/VBScript.

- The CLOB data type is reported by **IColumnsInfo::GetColumnInfo()** and appropriate schema rowsets as DBTYPE_STR with the IS_LONG flag set; the BLOB data type is reported as DBTYPE_BYTES with the IS_LONG flag set.

This mapping allows ADO to open storage objects on smart large object data and manipulate it with the **GetChunk()** and **AppendChunk()** methods.

- Distinct data types are generally resolved to their source type. For example, if you define an HTML type as a distinct CLOB data type, **IColumnsInfo::GetColumnInfo()** and appropriate schema rowsets report it as DBTYPE_STR with the IS_LONG flag set.
- Opaque data types are reported by **IColumnsInfo::GetColumnInfo()** and appropriate schema rowsets as DBTYPE_BYTES.

Data conversions from OLE DB types to HCL Informix® types

The following tables show the supported data conversions from OLE DB types to HCL Informix® types:

- [OLE DB datatype compatibility with SMALLINT, INTEGER, INT8, and BIGINT. on page 13](#)
- [OLE DB datatype compatibility with SERIAL, SERIAL8, and BIGSERIAL. on page 14](#)
- [OLE DB datatype compatibility with NUMERIC, DECIMAL, FLOAT, and SMALLFLOAT. on page 15](#)
- [OLE DB datatype compatibility with CHAR, NCHAR, VARCHAR, NVARCHAR, and LVARCHAR. on page 17](#)
- [OLE DB datatype compatibility with MONEY, DATE, DATETIME, and INTERVAL. on page 18](#)
- [OLE DB datatype compatibility with CLOB, BLOB, and ROW. on page 20](#)
- [OLE DB datatype compatibility with SET, MULTISSET, and LIST. on page 21](#)

Truncation of data might occur in some cases.

The 32 K LVARCHAR feature extends LVARCHAR columns to hold up to 32 K bytes of data. This feature requires HCL Informix® side support for 32 K LVARCHAR, and only works with HCL Informix® Version 9.4 or later.



Important:

- All the OLE DB types that are allowed with one or more of the Informix® data types for the DBTYPE_BYREF type are also allowed when combined with DBTYPE_BYREF.
- For DBTYPE_UNKNOWN, the supported interfaces are ISequentialStream, IStream, and ILockBytes.

Table 1. OLE DB datatype compatibility with SMALLINT, INTEGER, INT8, and BIGINT.

	SMALLINT	INTEGER	INT8	BIGINT
DBTYPE_EMPTY	NO	NO	NO	NO
DBTYPE_NULL	NO	NO	NO	NO
DBTYPE_RESERVED	NO	NO	NO	NO
DBTYPE_I1	YES	YES	YES	YES
DBTYPE_I2	YES	YES	YES	YES
DBTYPE_I4	YES	YES	YES	YES
DBTYPE_I8	NO	NO	NO	NO
DBTYPE_UI1	YES	YES	YES	YES
DBTYPE_UI2	YES	YES	YES	YES
DBTYPE_UI4	YES	YES	YES	YES
DBTYPE_UI8	NO	NO	NO	NO
DBTYPE_R4	YES	YES	YES	YES
DBTYPE_R8	YES	YES	YES	YES
DBTYPE_CY	YES	YES	YES	YES
DBTYPE_DECIMAL	YES	YES	YES	YES
DBTYPE_NUMERIC	YES	YES	YES	YES
DBTYPE_DATE	YES	YES	YES	YES
DBTYPE_BOOL	YES	YES	YES	YES
DBTYPE_BYTES	YES	YES	YES	YES
DBTYPE_BSTR	YES	YES	YES	YES
DBTYPE_STR	YES	YES	YES	YES
DBTYPE_WSTR	YES	YES	YES	YES
DBTYPE_VARIANT	YES	YES	YES	YES
DBTYPE_IDISPATCH	NO	NO	NO	NO
DBTYPE_IUNKNOWN	NO	NO	NO	NO
DBTYPE_GUID	NO	NO	NO	NO
DBTYPE_ERROR	NO	NO	NO	NO
DBTYPE_BYREF	*	*	*	*
DBTYPE_ARRAY	NO	NO	NO	NO

Table 1. OLE DB datatype compatibility with SMALLINT, INTEGER, INT8, and BIGINT. (continued)

	SMALLINT	INTEGER	INT8	BIGINT
DBTYPE_VECTOR	NO	NO	NO	NO
DBTYPE_UDT	NO	NO	NO	NO
DBTYPE_DBDATE	NO	NO	NO	NO
DBTYPE_DBTIME	NO	NO	NO	NO
DBTYPE_DBTIMESTAMP	NO	NO	NO	NO
DBTYPE_FILETIME	NO	NO	NO	NO
DBTYPE_PROP_VARIANT	YES	YES	YES	YES
DBTYPE_HCHAPTER	NO	NO	NO	NO
DBTYPE_VARNUMERIC	YES	YES	YES	YES

Table 2. OLE DB datatype compatibility with SERIAL, SERIAL8, and BIGSERIAL.

	SERIAL	SERIAL8	BIGSERIAL
DBTYPE_EMPTY	NO	NO	NO
DBTYPE_NULL	NO	NO	NO
DBTYPE_RESERVED	NO	NO	NO
DBTYPE_I1	YES	YES	YES
DBTYPE_I2	YES	YES	YES
DBTYPE_I4	YES	YES	YES
DBTYPE_I8	NO	NO	NO
DBTYPE_UI1	YES	YES	YES
DBTYPE_UI2	YES	YES	YES
DBTYPE_UI4	YES	YES	YES
DBTYPE_UI8	NO	NO	NO
DBTYPE_R4	YES	YES	YES
DBTYPE_R8	YES	YES	YES
DBTYPE_CY	YES	YES	YES
DBTYPE_DECIMAL	YES	YES	YES
DBTYPE_NUMERIC	YES	YES	YES
DBTYPE_DATE	YES	YES	YES

Table 2. OLE DB datatype compatibility with SERIAL, SERIAL8, and BIGSERIAL. (continued)

	SERIAL	SERIAL8	BIGSERIAL
DBTYPE_BOOL	YES	YES	YES
DBTYPE_BYTES	YES	YES	YES
DBTYPE_BSTR	YES	YES	YES
DBTYPE_STR	YES	YES	YES
DBTYPE_WSTR	YES	YES	YES
DBTYPE_VARIANT	YES	YES	YES
DBTYPE_IDISPATCH	NO	NO	NO
DBTYPE_IUNKNOWN	NO	NO	NO
DBTYPE_GUID	NO	NO	NO
DBTYPE_ERROR	NO	NO	NO
DBTYPE_BYREF	*	*	*
DBTYPE_ARRAY	NO	NO	NO
DBTYPE_VECTOR	NO	NO	NO
DBTYPE_UDT	NO	NO	NO
DBTYPE_DBDATE	NO	NO	NO
DBTYPE_DBTIME	NO	NO	NO
DBTYPE_DBTIMESTAMP	NO	NO	NO
DBTYPE_FILETIME	NO	NO	NO
DBTYPE_PROP_VARIANT	YES	YES	YES
DBTYPE_HCHAPTER	NO	NO	NO
DBTYPE_VARNUMERIC	YES	YES	YES

Table 3. OLE DB datatype compatibility with NUMERIC, DECIMAL, FLOAT, and SMALLFLOAT.

	NUMERIC	DECIMAL	FLOAT	SMALLFLOAT
DBTYPE_EMPTY	NO	NO	NO	NO
DBTYPE_NULL	NO	NO	NO	NO
DBTYPE_RESERVED	NO	NO	NO	NO
DBTYPE_I1	YES	YES	YES	YES
DBTYPE_I2	YES	YES	YES	YES

Table 3. OLE DB datatype compatibility with NUMERIC, DECIMAL, FLOAT, and SMALLFLOAT. (continued)

	NUMERIC	DECIMAL	FLOAT	SMALLFLOAT
DBTYPE_I4	YES	YES	YES	YES
DBTYPE_I8	NO	NO	NO	NO
DBTYPE_UI1	YES	YES	YES	YES
DBTYPE_UI2	YES	YES	YES	YES
DBTYPE_UI4	YES	YES	YES	YES
DBTYPE_UI8	NO	NO	NO	NO
DBTYPE_R4	YES	YES	YES	YES
DBTYPE_R8	YES	YES	YES	YES
DBTYPE_CY	YES	YES	YES	YES
DBTYPE_DECIMAL	YES	YES	YES	YES
DBTYPE_NUMERIC	YES	YES	YES	YES
DBTYPE_DATE	YES	YES	YES	YES
DBTYPE_BOOL	YES	YES	YES	YES
DBTYPE_BYTES	YES	YES	YES	YES
DBTYPE_BSTR	YES	YES	YES	YES
DBTYPE_STR	YES	YES	YES	YES
DBTYPE_WSTR	YES	YES	YES	YES
DBTYPE_VARIANT	YES	YES	YES	YES
DBTYPE_IDISPATCH	NO	NO	NO	NO
DBTYPE_IUNKNOWN	NO	NO	NO	NO
DBTYPE_GUID	NO	NO	NO	NO
DBTYPE_ERROR	NO	NO	NO	NO
DBTYPE_BYREF	*	*	*	*
DBTYPE_ARRAY	NO	NO	NO	NO
DBTYPE_VECTOR	NO	NO	NO	NO
DBTYPE_UDT	NO	NO	NO	NO
DBTYPE_DBDATE	NO	NO	NO	NO
DBTYPE_DBTIME	NO	NO	NO	NO
DBTYPE_DBTIMESTAMP	NO	NO	NO	NO

Table 3. OLE DB datatype compatibility with NUMERIC, DECIMAL, FLOAT, and SMALLFLOAT. (continued)

	NUMERIC	DECIMAL	FLOAT	SMALLFLOAT
DBTYPE_FILETIME	NO	NO	NO	NO
DBTYPE_PROP_VARIANT	YES	YES	YES	YES
DBTYPE_HCHAPTER	NO	NO	NO	NO
DBTYPE_VARNUMERIC	YES	YES	YES	YES

Table 4. OLE DB datatype compatibility with CHAR, NCHAR, VARCHAR, NVARCHAR, and LVARCHAR.

	CHAR	NCHAR	VARCHAR	NVARCHAR	LVARCHAR
DBTYPE_EMPTY	NO	NO	NO	NO	NO
DBTYPE_NULL	NO	NO	NO	NO	NO
DBTYPE_RESERVED	NO	NO	NO	NO	NO
DBTYPE_I1	YES	YES	YES	YES	YES
DBTYPE_I2	YES	YES	YES	YES	YES
DBTYPE_I4	YES	YES	YES	YES	YES
DBTYPE_I8	YES	YES	YES	YES	NO
DBTYPE_UI1	YES	YES	YES	YES	YES
DBTYPE_UI2	YES	YES	YES	YES	YES
DBTYPE_UI4	YES	YES	YES	YES	YES
DBTYPE_UI8	YES	YES	YES	YES	NO
DBTYPE_R4	YES	YES	YES	YES	YES
DBTYPE_R8	YES	YES	YES	YES	YES
DBTYPE_CY	YES	YES	YES	YES	YES
DBTYPE_DECIMAL	YES	YES	YES	YES	YES
DBTYPE_NUMERIC	YES	YES	YES	YES	YES
DBTYPE_DATE	YES	YES	YES	YES	YES
DBTYPE_BOOL	YES	YES	YES	YES	YES
DBTYPE_BYTES	YES	YES	YES	YES	YES
DBTYPE_BSTR	YES	YES	YES	YES	YES
DBTYPE_STR	YES	YES	YES	YES	YES
DBTYPE_WSTR	YES	YES	YES	YES	YES

Table 4. OLE DB datatype compatibility with CHAR, NCHAR, VARCHAR, NVARCHAR, and LVARCHAR. (continued)

	CHAR	NCHAR	VARCHAR	NVARCHAR	LVARCHAR
DBTYPE_VARIANT	YES	YES	YES	YES	YES
DBTYPE_IDISPATCH	NO	NO	NO	NO	NO
DBTYPE_IUNKNOWN	NO	NO	NO	NO	NO
DBTYPE_GUID	YES	YES	YES	YES	NO
DBTYPE_ERROR	NO	NO	NO	NO	NO
DBTYPE_BYREF	*	*	*	*	*
DBTYPE_ARRAY	NO	NO	NO	NO	NO
DBTYPE_VECTOR	NO	NO	NO	NO	NO
DBTYPE_UDT	NO	NO	NO	NO	NO
DBTYPE_DBDATE	YES	YES	YES	YES	YES
DBTYPE_DBTIME	YES	YES	YES	YES	YES
DBTYPE_DBTIMESTAMP	YES	YES	YES	YES	YES
DBTYPE_FILETIME	YES	YES	YES	YES	YES
DBTYPE_PROP_VARIANT	YES	YES	YES	YES	YES
DBTYPE_HCHAPTER	NO	NO	NO	NO	NO
DBTYPE_VARNUMERIC	YES	YES	YES	YES	YES

Table 5. OLE DB datatype compatibility with MONEY, DATE, DATETIME, and INTERVAL.

	MONEY	DATE	DATETIME	INTERVAL
DBTYPE_EMPTY	NO	NO	NO	NO
DBTYPE_NULL	NO	NO	NO	NO
DBTYPE_RESERVED	NO	NO	NO	NO
DBTYPE_I1	YES	NO	NO	YES
DBTYPE_I2	YES	NO	NO	YES
DBTYPE_I4	YES	NO	NO	YES
DBTYPE_I8	NO	NO	NO	YES
DBTYPE_UI1	YES	NO	NO	YES
DBTYPE_UI2	YES	NO	NO	YES
DBTYPE_UI4	YES	NO	NO	YES

Table 5. OLE DB datatype compatibility with MONEY, DATE, DATETIME, and INTERVAL. (continued)

	MONEY	DATE	DATETIME	INTERVAL
DBTYPE_UI8	NO	NO	NO	YES
DBTYPE_R4	YES	NO	NO	NO
DBTYPE_R8	YES	NO	NO	NO
DBTYPE_CY	YES	NO	NO	NO
DBTYPE_DECIMAL	YES	NO	NO	NO
DBTYPE_NUMERIC	YES	NO	NO	NO
DBTYPE_DATE	YES	YES	YES	NO
DBTYPE_BOOL	YES	NO	NO	NO
DBTYPE_BYTES	YES	YES	YES	NO
DBTYPE_BSTR	YES	YES	YES	YES
DBTYPE_STR	YES	YES	YES	YES
DBTYPE_WSTR	YES	YES	YES	YES
DBTYPE_VARIANT	YES	YES	YES	NO
DBTYPE_IDISPATCH	NO	NO	NO	NO
DBTYPE_IUNKNOWN	NO	NO	NO	NO
DBTYPE_GUID	NO	NO	NO	NO
DBTYPE_ERROR	NO	NO	NO	NO
DBTYPE_BYREF	*	NO	NO	NO
DBTYPE_ARRAY	NO	NO	NO	NO
DBTYPE_VECTOR	NO	NO	NO	NO
DBTYPE_UDT	NO	NO	NO	NO
DBTYPE_DBDATE	NO	YES	YES	NO
DBTYPE_DBTIME	NO	YES	YES	NO
DBTYPE_DBTIMESTAMP	NO	YES	YES	NO
DBTYPE_FILETIME	NO	YES	YES	NO
DBTYPE_PROP_VARIANT	YES	NO	NO	NO
DBTYPE_HCHAPTER	NO	NO	NO	NO
DBTYPE_VARNUMERIC	YES	NO	NO	NO

Table 6. OLE DB datatype compatibility with CLOB, BLOB, and ROW.

	CLOB	BLOB	ROW
DBTYPE_EMPTY	NO	NO	NO
DBTYPE_NULL	NO	NO	NO
DBTYPE_RESERVED	NO	NO	NO
DBTYPE_I1	NO	NO	NO
DBTYPE_I2	NO	NO	NO
DBTYPE_I4	NO	NO	NO
DBTYPE_I8	NO	NO	NO
DBTYPE_UI1	NO	NO	NO
DBTYPE_UI2	NO	NO	NO
DBTYPE_UI4	NO	NO	NO
DBTYPE_UI8	NO	NO	NO
DBTYPE_R4	NO	NO	NO
DBTYPE_R8	NO	NO	NO
DBTYPE_CY	NO	NO	NO
DBTYPE_DECIMAL	NO	NO	NO
DBTYPE_NUMERIC	NO	NO	NO
DBTYPE_DATE	NO	NO	NO
DBTYPE_BOOL	NO	NO	NO
DBTYPE_BYTES	NO	YES	NO
DBTYPE_BSTR	YES	YES	YES
DBTYPE_STR	YES	YES	YES
DBTYPE_WSTR	YES	YES	YES
DBTYPE_VARIANT	NO	NO	YES
DBTYPE_IDISPATCH	NO	NO	NO
DBTYPE_IUNKNOWN	YES	YES	NO
DBTYPE_GUID	NO	NO	NO
DBTYPE_ERROR	NO	NO	NO
DBTYPE_BYREF	*	*	*
DBTYPE_ARRAY	NO	NO	NO

Table 6. OLE DB datatype compatibility with CLOB, BLOB, and ROW. (continued)

	CLOB	BLOB	ROW
DBTYPE_VECTOR	NO	NO	NO
DBTYPE_UDT	NO	NO	NO
DBTYPE_DBDATE	NO	NO	NO
DBTYPE_DBTIME	NO	NO	NO
DBTYPE_DBTIMESTAMP	NO	NO	NO
DBTYPE_FILETIME	NO	NO	NO
DBTYPE_PROP_VARIANT	NO	NO	NO
DBTYPE_HCHAPTER	NO	NO	NO
DBTYPE_VARNUMERIC	NO	NO	NO

Table 7. OLE DB datatype compatibility with SET, MULTISSET, and LIST.

	SET	MULTISSET	LIST
DBTYPE_EMPTY	NO	NO	NO
DBTYPE_NULL	NO	NO	NO
DBTYPE_RESERVED	NO	NO	NO
DBTYPE_I1	NO	NO	NO
DBTYPE_I2	NO	NO	NO
DBTYPE_I4	NO	NO	NO
DBTYPE_I8	NO	NO	NO
DBTYPE_UI1	NO	NO	NO
DBTYPE_UI2	NO	NO	NO
DBTYPE_UI4	NO	NO	NO
DBTYPE_UI8	NO	NO	NO
DBTYPE_R4	NO	NO	NO
DBTYPE_R8	NO	NO	NO
DBTYPE_CY	NO	NO	NO
DBTYPE_DECIMAL	NO	NO	NO
DBTYPE_NUMERIC	NO	NO	NO
DBTYPE_DATE	NO	NO	NO

Table 7. OLE DB datatype compatibility with SET, MULTISSET, and LIST. (continued)

	SET	MULTISSET	LIST
DBTYPE_BOOL	NO	NO	NO
DBTYPE_BYTES	NO	NO	NO
DBTYPE_BSTR	YES	YES	YES
DBTYPE_STR	YES	YES	YES
DBTYPE_WSTR	YES	YES	YES
DBTYPE_VARIANT	YES	YES	YES
DBTYPE_IDISPATCH	NO	NO	NO
DBTYPE_IUNKNOWN	NO	NO	NO
DBTYPE_GUID	NO	NO	NO
DBTYPE_ERROR	NO	NO	NO
DBTYPE_BYREF	*	*	NO
DBTYPE_ARRAY	NO	NO	NO
DBTYPE_VECTOR	NO	NO	NO
DBTYPE_UDT	NO	NO	NO
DBTYPE_DBDATE	NO	NO	NO
DBTYPE_DBTIME	NO	NO	NO
DBTYPE_DBTIMESTAMP	NO	NO	NO
DBTYPE_FILETIME	NO	NO	NO
DBTYPE_PROP_VARIANT	NO	NO	NO
DBTYPE_HCHAPTER	NO	NO	NO
DBTYPE_VARNUMERIC	NO	NO	NO

**Important:**

- All the OLE DB types that are allowed with one or more of the Informix® data types for the DBTYPE_BYREF type are also allowed when combined with DBTYPE_BYREF.
- For DBTYPE_IUNKNOWN, the supported interfaces are ISequentialStream, IStream, and ILockBytes.

The 32 K LVARCHAR feature extends LVARCHAR columns to hold up to 32 K bytes of data. This feature requires HCL Informix® side support for 32 K LVARCHAR, and only works with HCL Informix® Version 9.4 or later.

Data conversions from HCL Informix® types to OLE DB types

The following tables show the supported data conversions from HCL Informix® types to OLE DB types:

- HCL Informix® datatype compatibility with DBTYPE_EMPTY, DBTYPE_NULL, DBTYPE_RESERVED, and DBTYPE_I1. on page 23
- HCL Informix® datatype compatibility with DBTYPE_I2, DBTYPE_I4, DBTYPE_I8, and DBTYPE_UI1. on page 24
- HCL Informix® datatype compatibility with DBTYPE_UI2, DBTYPE_UI4, DBTYPE_UI2, DBTYPE_UI8, and DBTYPE_R4. on page 25
- HCL Informix® datatype compatibility with DBTYPE_R8, DBTYPE_CY, DBTYPE_DECIMAL, and DBTYPE_NUMERIC. on page 26
- HCL Informix® datatype compatibility with , DBTYPE_DATE, DBTYPE_BOOL, .DBTYPE_BYTES, and DBTYPE_BSTR. on page 27
- HCL Informix® datatype compatibility with DBTYPE_STR, DBTYPE_WSTR, DBTYPE_VARIANT, and DBTYPE_IDISPATCH. on page 29
- HCL Informix® datatype compatibility with DBTYPE_IUNKNOWN, DBTYPE_GUID, DBTYPE_ERROR, and DBTYPE_BYREF. on page 30
- HCL Informix® datatype compatibility with DBTYPE_ARRAY, DBTYPE_VECTOR, DBTYPE_UDT, and DBTYPE_DBDATE. on page 31
- HCL Informix® datatype compatibility with DBTYPE_DBTIME, DBTYPE_DBTIMESTAMP, and DBTYPE_FILETIME on page 32
- HCL Informix® datatype compatibility with DBTYPE_PROP_VARIANT, DBTYPE_HCHAPTER, and DBTYPE_VARNUMERIC. on page 33



Note: Truncation of data might occur in some cases.



Note: The 32 K LVARCHAR feature extends LVARCHAR columns to hold up to 32 K bytes of data. This feature requires HCL Informix® side support for 32 K LVARCHAR, and only works with HCL Informix® Version 9.4 or later.

Table 8. HCL Informix® datatype compatibility with DBTYPE_EMPTY, DBTYPE_NULL, DBTYPE_RESERVED, and DBTYPE_I1.

	DBTYPE_EMPTY	DBTYPE_NULL	DBTYPE_RESERVED	DBTYPE_I1
SMALLINT	NO	NO	NO	YES
INTEGER	NO	NO	NO	YES
INT8	NO	NO	NO	YES
BIGINT	NO	NO	NO	YES
SERIAL	NO	NO	NO	YES

Table 8. HCL Informix® datatype compatibility with DBTYPE_EMPTY, DBTYPE_NULL, DBTYPE_RESERVED, and DBTYPE_I1.
(continued)

	DBTYPE_EMPTY	DBTYPE_NULL	DBTYPE_RESERVED	DBTYPE_I1
SERIAL8	NO	NO	NO	YES
BIGSERIAL	NO	NO	NO	YES
NUMERIC	NO	NO	NO	YES
DECIMAL	NO	NO	NO	YES
FLOAT	NO	NO	NO	YES
SMALLFLOAT	NO	NO	NO	YES
MONEY	NO	NO	NO	YES
DATE	NO	NO	NO	NO
DATETIME	NO	NO	NO	NO
INTERVAL	NO	NO	NO	YES
CHAR	NO	NO	NO	YES
NCHAR	NO	NO	NO	YES
VARCHAR	NO	NO	NO	YES
NVARCHAR	NO	NO	NO	YES
LVARCHAR	NO	NO	NO	YES
CLOB	NO	NO	NO	NO
BLOB	NO	NO	NO	NO
ROW	NO	NO	NO	NO
SET	NO	NO	NO	NO
MULTISET	NO	NO	NO	NO
LIST	NO	NO	NO	NO

Table 9. HCL Informix® datatype compatibility with DBTYPE_I2, DBTYPE_I4, DBTYPE_I8, and DBTYPE_UI1.

	DBTYPE_I2	DBTYPE_I4	DBTYPE_I8	DBTYPE_UI1
SMALLINT	YES	YES	NO	YES
INTEGER	YES	YES	NO	YES
INT8	YES	YES	NO	YES
BIGINT	YES	YES	NO	YES

Table 9. HCL Informix® datatype compatibility with DBTYPE_I2, DBTYPE_I4, DBTYPE_I8, and DBTYPE_UI1. (continued)

	DBTYPE_I2	DBTYPE_I4	DBTYPE_I8	DBTYPE_UI1
SERIAL	YES	YES	NO	YES
SERIAL8	YES	YES	NO	YES
BIGSERIAL	YES	YES	NO	YES
NUMERIC	YES	YES	NO	YES
DECIMAL	YES	YES	NO	YES
FLOAT	YES	YES	NO	YES
SMALLFLOAT	YES	YES	NO	YES
MONEY	YES	YES	NO	YES
DATE	NO	NO	NO	NO
DATETIME	NO	NO	NO	NO
INTERVAL	YES	YES	YES	YES
CHAR	YES	YES	YES	YES
NCHAR	YES	YES	YES	YES
VARCHAR	YES	YES	YES	YES
NVARCHAR	YES	YES	YES	YES
LVARCHAR	YES	YES	NO	YES
CLOB	NO	NO	NO	NO
BLOB	NO	NO	NO	NO
ROW	NO	NO	NO	NO
SET	NO	NO	NO	NO
MULTISET	NO	NO	NO	NO
LIST	NO	NO	NO	NO

Table 10. HCL Informix® datatype compatibility with DBTYPE_UI2, DBTYPE_UI4, DBTYPE_UI8, and DBTYPE_R4.

	DBTYPE_UI2	DBTYPE_UI4	DBTYPE_UI8	DBTYPE_R4
SMALLINT	YES	YES	NO	YES
INTEGER	YES	YES	NO	YES
INT8	YES	YES	NO	YES

Table 10. HCL Informix® datatype compatibility with DBTYPE_UI2, DBTYPE_UI4, DBTYPE_UI8, DBTYPE_UI16, and DBTYPE_R4. (continued)

	DBTYPE_UI2	DBTYPE_UI4	DBTYPE_UI8	DBTYPE_R4
BIGINT	YES	YES	NO	YES
SERIAL	YES	YES	NO	YES
SERIAL8	YES	YES	NO	YES
BIGSERIAL	YES	YES	NO	YES
NUMERIC	YES	YES	NO	YES
DECIMAL	YES	YES	NO	YES
FLOAT	YES	YES	NO	YES
SMALLFLOAT	YES	YES	NO	YES
MONEY	YES	YES	NO	YES
DATE	NO	NO	NO	NO
DATETIME	NO	NO	NO	NO
INTERVAL	YES	YES	YES	NO
CHAR	YES	YES	YES	YES
NCHAR	YES	YES	YES	YES
VARCHAR	YES	YES	YES	YES
NVARCHAR	YES	YES	YES	YES
LVARCHAR	YES	YES	NO	YES
CLOB	NO	NO	NO	NO
BLOB	NO	NO	NO	NO
ROW	NO	NO	NO	NO
SET	NO	NO	NO	NO
MULTISET	NO	NO	NO	NO
LIST	NO	NO	NO	NO

Table 11. HCL Informix® datatype compatibility with DBTYPE_R8, DBTYPE_CY, DBTYPE_DECIMAL, and DBTYPE_NUMERIC.

	DBTYPE_R8	DBTYPE_CY	DBTYPE_DECIMAL	DBTYPE_NUMERIC
SMALLINT	YES	YES	YES	YES
INTEGER	YES	YES	YES	YES

Table 11. HCL Informix® datatype compatibility with DBTYPE_R8, DBTYPE_CY, DBTYPE_DECIMAL, and DBTYPE_NUMERIC.
(continued)

	DBTYPE_R8	DBTYPE_CY	DBTYPE_DECIMAL	DBTYPE_NUMERIC
INT8	YES	YES	YES	YES
BIGINT	YES	YES	YES	YES
SERIAL	YES	YES	YES	YES
SERIAL8	YES	YES	YES	YES
BIGSERIAL	YES	YES	YES	YES
NUMERIC	YES	YES	YES	YES
DECIMAL	YES	YES	YES	YES
FLOAT	YES	YES	YES	YES
SMALLFLOAT	YES	YES	YES	YES
MONEY	YES	YES	YES	YES
DATE	NO	NO	NO	NO
DATETIME	NO	NO	NO	NO
INTERVAL	NO	NO	NO	NO
CHAR	YES	YES	YES	YES
NCHAR	YES	YES	YES	YES
VARCHAR	YES	YES	YES	YES
NVARCHAR	YES	YES	YES	YES
LVARCHAR	YES	YES	YES	YES
CLOB	NO	NO	NO	NO
BLOB	NO	NO	NO	NO
ROW	NO	NO	NO	NO
SET	NO	NO	NO	NO
MULTISET	NO	NO	NO	NO
LIST	NO	NO	NO	NO

Table 12. HCL Informix® datatype compatibility with , DBTYPE_DATE, DBTYPE_BOOL, DBTYPE_BYTES, and DBTYPE_BSTR.

	DBTYPE_DATE	DBTYPE_BOOL	DBTYPE_BYTES	DBTYPE_BSTR
SMALLINT	YES	YES	YES	YES

**Table 12. HCL Informix® datatype compatibility with , DBTYPE_DATE, DBTYPE_BOOL, DBTYPE_BYTES, and DBTYPE_BSTR.
(continued)**

	DBTYPE_DATE	DBTYPE_BOOL	DBTYPE_BYTES	DBTYPE_BSTR
INTEGER	YES	YES	YES	YES
INT8	YES	YES	YES	YES
BIGINT	YES	YES	YES	YES
SERIAL	YES	YES	YES	YES
SERIAL8	YES	YES	YES	YES
BIGSERIAL	YES	YES	YES	YES
NUMERIC	YES	YES	YES	YES
DECIMAL	YES	YES	YES	YES
FLOAT	YES	YES	YES	YES
SMALLFLOAT	YES	YES	YES	YES
MONEY	YES	YES	YES	YES
DATE	YES	NO	YES	YES
DATETIME	YES	NO	YES	YES
INTERVAL	NO	NO	NO	YES
CHAR	YES	YES	YES	YES
NCHAR	YES	YES	YES	YES
VARCHAR	YES	YES	YES	YES
NVARCHAR	YES	YES	YES	YES
LVARCHAR	YES	YES	YES	YES
CLOB	NO	NO	NO	YES
BLOB	NO	NO	YES	YES
ROW	NO	NO	NO	YES
SET	NO	NO	NO	YES
MULTISET	NO	NO	NO	YES
LIST	NO	NO	NO	YES

Table 13. HCL Informix® datatype compatibility with DBTYPE_STR, DBTYPE_WSTR, DBTYPE_VARIANT, and DBTYPE_IDISPATCH.

	DBTYPE_STR	DBTYPE_WSTR	DBTYPE_VARIANT	DBTYPE_IDISPATCH
SMALLINT	YES	YES	YES	NO
INTEGER	YES	YES	YES	NO
INT8	YES	YES	YES	NO
BIGINT	YES	YES	YES	NO
SERIAL	YES	YES	YES	NO
SERIAL8	YES	YES	YES	NO
BIGSERIAL	YES	YES	YES	NO
NUMERIC	YES	YES	YES	NO
DECIMAL	YES	YES	YES	NO
FLOAT	YES	YES	YES	NO
SMALLFLOAT	YES	YES	YES	NO
MONEY	YES	YES	YES	NO
DATE	YES	YES	YES	NO
DATETIME	YES	YES	YES	NO
INTERVAL	YES	YES	NO	NO
CHAR	YES	YES	YES	NO
NCHAR	YES	YES	YES	NO
VARCHAR	YES	YES	YES	NO
NVARCHAR	YES	YES	YES	NO
LVARCHAR	YES	YES	YES	NO
CLOB	YES	YES	NO	NO
BLOB	YES	YES	NO	NO
ROW	YES	YES	YES	NO
SET	YES	YES	YES	NO
MULTISET	YES	YES	YES	NO
LIST	YES	YES	YES	NO

Table 14. HCL Informix® datatype compatibility with DBTYPE_IUNKNOWN, DBTYPE_GUID, DBTYPE_ERROR, and DBTYPE_BYREF.

	DBTYPE_IUNKNOWN	DBTYPE_GUID	DBTYPE_ERROR	DBTYPE_BYREF
SMALLINT	NO	NO	NO	*
INTEGER	NO	NO	NO	*
INT8	NO	NO	NO	*
BIGINT	NO	NO	NO	*
SERIAL	NO	NO	NO	*
SERIAL8	NO	NO	NO	*
BIGSERIAL	NO	NO	NO	*
NUMERIC	NO	NO	NO	*
DECIMAL	NO	NO	NO	*
FLOAT	NO	NO	NO	*
SMALLFLOAT	NO	NO	NO	*
MONEY	NO	NO	NO	*
DATE	NO	NO	NO	NO
DATETIME	NO	NO	NO	NO
INTERVAL	NO	NO	NO	NO
CHAR	NO	YES	NO	*
NCHAR	NO	YES	NO	*
VARCHAR	NO	YES	NO	*
NVARCHAR	NO	YES	NO	*
LVARCHAR	NO	NO	NO	*
CLOB	YES	NO	NO	*
BLOB	YES	NO	NO	*
ROW	NO	NO	NO	*
SET	NO	NO	NO	*
MULTISET	NO	NO	NO	*
LIST	NO	NO	NO	NO

 **Important:**



- *All the OLE DB types that are allowed with one or more of the Informix® data types for the DBTYPE_BYREF type are also allowed when combined with DBTYPE_BYREF.
- For DBTYPE_IUNKNOWN, the supported interfaces are ISequentialStream, IStream, and ILockBytes.

Table 15. HCL Informix® datatype compatibility with DBTYPE_ARRAY, DBTYPE_VECTOR, DBTYPE_UDT, and DBTYPE_DBDATE.

	DBTYPE_ARRAY	DBTYPE_VECTOR	DBTYPE_UDT	DBTYPE_DBDATE
SMALLINT	NO	NO	NO	NO
INTEGER	NO	NO	NO	NO
INT8	NO	NO	NO	NO
BIGINT	NO	NO	NO	NO
SERIAL	NO	NO	NO	NO
SERIAL8	NO	NO	NO	NO
BIGSERIAL	NO	NO	NO	NO
NUMERIC	NO	NO	NO	NO
DECIMAL	NO	NO	NO	NO
FLOAT	NO	NO	NO	NO
SMALLFLOAT	NO	NO	NO	NO
MONEY	NO	NO	NO	NO
DATE	NO	NO	NO	YES
DATETIME	NO	NO	NO	YES
INTERVAL	NO	NO	NO	NO
CHAR	NO	NO	NO	YES
NCHAR	NO	NO	NO	YES
VARCHAR	NO	NO	NO	YES
NVARCHAR	NO	NO	NO	YES
LVARCHAR	NO	NO	NO	YES
CLOB	NO	NO	NO	NO
BLOB	NO	NO	NO	NO
ROW	NO	NO	NO	NO
SET	NO	NO	NO	NO

Table 15. HCL Informix® datatype compatibility with DBTYPE_ARRAY, DBTYPE_VECTOR, DBTYPE_UDT, and DBTYPE_DBDATE. (continued)

	DBTYPE_ARRAY	DBTYPE_VECTOR	DBTYPE_UDT	DBTYPE_DBDATE
MULTISET	NO	NO	NO	NO
LIST	NO	NO	NO	NO

Table 16. HCL Informix® datatype compatibility with DBTYPE_DBTIME, DBTYPE_DBTIMESTAMP, and DBTYPE_FILETIME.

	DBTYPE_DBTIME	DBTYPE_DBTIMESTAMP	DBTYPE_FILETIME
SMALLINT	NO	NO	NO
INTEGER	NO	NO	NO
INT8	NO	NO	NO
BIGINT	NO	NO	NO
SERIAL	NO	NO	NO
SERIAL8	NO	NO	NO
BIGSERIAL	NO	NO	NO
NUMERIC	NO	NO	NO
DECIMAL	NO	NO	NO
FLOAT	NO	NO	NO
SMALLFLOAT	NO	NO	NO
MONEY	NO	NO	NO
DATE	YES	YES	YES
DATETIME	YES	YES	YES
INTERVAL	NO	NO	NO
CHAR	YES	YES	YES
NCHAR	YES	YES	YES
VARCHAR	YES	YES	YES
NVARCHAR	YES	YES	YES
LVARCHAR	YES	YES	YES
CLOB	NO	NO	NO
BLOB	NO	NO	NO
ROW	NO	NO	NO

Table 16. HCL Informix® datatype compatibility with DBTYPE_DBTIME, DBTYPE_DBTIMESTAMP, and DBTYPE_FILETIME.
(continued)

	DBTYPE_DBTIME	DBTYPE_DBTIMESTAMP	DBTYPE_FILETIME
SET	NO	NO	NO
MULTISET	NO	NO	NO
LIST	NO	NO	NO

Table 17. HCL Informix® datatype compatibility with DBTYPE_PROP_VARIANT, DBTYPE_HCHAPTER, and DBTYPE_VARNUMERIC.

	DBTYPE_PROP_VARIANT	DBTYPE_HCHAPTER	DBTYPE_VARNUMERIC
SMALLINT	YES	NO	YES
INTEGER	YES	NO	YES
INT8	YES	NO	YES
BIGINT	YES	NO	YES
SERIAL	YES	NO	YES
SERIAL8	YES	NO	YES
BIGSERIAL	YES	NO	YES
NUMERIC	YES	NO	YES
DECIMAL	YES	NO	YES
FLOAT	YES	NO	YES
SMALLFLOAT	YES	NO	YES
MONEY	YES	NO	YES
DATE	NO	NO	NO
DATETIME	NO	NO	NO
INTERVAL	NO	NO	NO
CHAR	YES	NO	YES
NCHAR	YES	NO	YES
VARCHAR	YES	NO	YES
NVARCHAR	YES	NO	YES
LVARCHAR	YES	NO	YES
CLOB	NO	NO	NO
BLOB	NO	NO	NO

Table 17. HCL Informix® datatype compatibility with DBTYPE_PROP_VARIANT, DBTYPE_HCHAPTER, and DBTYPE_VARNUMERIC. (continued)

	DBTYPE_PROP_VARIANT	DBTYPE_HCHAPTER	DBTYPE_VARNUMERIC
ROW	NO	NO	NO
SET	NO	NO	NO
MULTISET	NO	NO	NO
LIST	NO	NO	NO

Threading support

Informix® OLE DB Provider supports both free-threading and apartment-threading models. (For more information about these threading models search for "understanding threading models" at the Microsoft™ website.) The free-threading model improves scalability and allows connection caching.

Transaction support

Informix® OLE DB Provider supports both local and distributed transactions. A cross-server distributed transaction spans two or more database servers (also known as resource managers); these database servers can be heterogeneous server instances anywhere on the network.


Distributed transactions

A *transaction coordinator* ensures that the distributed system maintains a consistent state. The transaction coordinator that Informix® OLE DB Provider supports for distributed transactions is MS DTC (Microsoft™ Distributed Transaction Coordinator).

Local transactions

For local transactions, the default value of the Autocommit isolation level is read-committed for databases created with logging and read-uncommitted for databases created without logging.

The consumer can change the default to read-uncommitted or serializable by setting the DBPROP_SESS_AUTOCOMMITISOLEVEL property.

 **Important:** When the isolation level is set to read-uncommitted for a database that has logging, data can be read from but not written to the database.

Distributed transaction support

Informix® OLE DB Provider supports distributed transactions coordinated by MS DTC.

Beginning with Windows™ 2003, if the XA DLL registry entry is not created during installation, you must specifically create it. Informix® OLE DB Provider version 3.0 uses `IfmxConn.dll` as the XA library. Enter the name of the DLL only; do not enter the entire DLL path name in MS DTC with user-specified DLLs.


When you upgrade to Windows™ XP Professional SP2 or Windows™ Server 2003, XA transactions are disabled, which protects MS DTC from denial-of-service attacks. To enable XA transactions, see the Microsoft™ XA Transaction Support information located at .

MDAC 2.8 SP1 requires Informix® OLE DB Provider version 3.0 or later to function properly with MS DTC.

Identifiers

Informix® OLE DB Provider sets the **DELIMIDENT** environment variable in Setnet32 to `Y`, so that it encloses all identifiers in quotation marks in the SQL it generates (for example, when it executes an update). You can override this behavior by setting the **DELIMIDENT** environment variable to `N`.

For more information about the **DELIMIDENT** environment variable, see the *Informix® Guide to SQL: Reference*.

 **Tip:** Identifiers are case sensitive when enclosed in quotation marks.

Support for Dynamic Query Extension

The Dynamic Query Extension feature introduces support for describing input parameters of a prepared statement. This feature is an enhancement of the Dynamic SQL functionality of the server.

This feature requires HCL Informix® server-side support for Dynamic Query Extension, and works only with HCL Informix® Version 9.4 or later.

To obtain the metadata for the parameters in a query in an OLE DB client, use the `GetParameterInfo` method of the `ICommandWithParameters` interface in the `Command` class.

Support for SQL 99 Joins

The SQL 99 Joins feature extends support for SQL joins from both within and outside of an escape sequence. This feature requires HCL Informix® server-side support for SQL 99 joins, and only works with HCL Informix® Version 9.4 or later.

International GLS Locales

This section offers information and tips about using Informix® OLE DB Provider with Global Language Support (GLS) locales other than the default locale, **en_us.1252**.

For complete information about GLS locales, see the *Informix® GLS User's Guide*.

Conversion between Unicode and MBCS character sets

Informix® OLE DB Provider uses Win32 functions to convert between Unicode and Multibyte Character Sequence (MBCS). Informix® OLE DB Provider operates under the assumption that the client locale corresponds to one of the installed Windows™ code pages.

The UNICODE provider string keyword

If the UNICODE provider string keyword is set to FALSE (default), the code page corresponding to the CLIENT_LOCALE must be present as one of the operating system code pages. In this situation, the OLE DB Provider uses functions to convert from DB_LOCALE to CLIENT_LOCALE, then uses operating system functions to convert from CLIENT_LOCALE to Unicode. This mechanism does not load the code page, which results in better connection performance but slower code set conversions.

If the UNICODE provider string keyword is set to TRUE, the code page corresponding to the CLIENT_LOCALE does not need to be present as one of the operating system code pages. In this situation, the OLE DB Provider uses functions to convert directly from DB_LOCALE to Unicode. This mechanism loads the code page, which might slow connection performance slightly but results in faster code set conversions.

The REPORTSTRINGASWSTRING provider string keyword

The provider-string keyword RSASWS or REPORTSTRINGASWSTRING in the provider string Extended Properties enables you to control the data mapping for wide strings.

When this keyword is set to TRUE, OLE DB Provider reports DBTYPE_WSTR as a best fit for all the underlying string length data types (CHAR, VARCHAR, TEXT, and other data types) and not DBTYPE_STR, which is the normal mapping. The default setting for REPORTSTRINGASWSTRING is FALSE.

The syntax for setting this keyword is as follows (two forms of this keyword are provided; you might use either one):

- Short form:

```
RSASWS=TRUE OF RSASWS=FALSE
```

- Long form:

```
REPORTSTRINGASWSTRING=TRUE OF REPORTSTRINGASWSTRING=FALSE
```

Troubleshooting installation, configuration, or operation problems

This section describes how to resolve problems that you might encounter when installing, configuring, or using Informix® OLE DB Provider.



Tip: If the problem you are experiencing does not match one listed here, or the proposed resolution does not work for you, contact Technical Support.

HCL Informix® OLE DB Provider not registered

When you attempt to connect to the HCL Informix® data source, a message says that Informix® OLE DB Provider is not registered.

Informix® OLE DB Provider is not visible in the enumeration (for example, in the Initialize Data Source dialog box in the Microsoft™ OLE DB query demonstration).

Possible cause

Informix® OLE DB Provider is not installed.

Resolution

Informix® OLE DB Provider is distributed with Informix® Connect and the Informix® Client Software Development Kit, Version 2.3 and later; however, it is not installed unless you choose the **Custom** installation option and explicitly select Informix® OLE DB Provider.

During installation, the Informix® OLE DB Provider DLL is copied to `INFORMIXDIR\bin`. If Informix® OLE DB Provider is copied to your computer but still is not visible in the enumeration, make sure the DLL is registered on the local computer.

To register the DLL

1. Go to `INFORMIXDIR\bin`.
2. Run the `regsvr32` command on the DLL (`ifxoledbc.dll`).

Class not registered

When you attempt to connect to the HCL Informix® data source, the message `class not registered opens`.

Possible cause

The Informix® OLE DB Provider DLL might not be loaded.

Resolution

Check that the Informix® OLE DB Provider DLL is in the location recorded in the registry entry, which points to `bin\ifxoledbc.dll` in your Informix® Connect or Informix® Client Software Development Kit installation. If that is not the case, reregister Informix® OLE DB Provider. See the registry entries topics in the Microsoft™ OLE DB documentation for more information.

Also, make sure that `INFORMIXDIR\bin` is in the system path.

Cannot establish a connection

You cannot establish a connection.

Possible cause

Basic connectivity was not set up.

Resolution

Use **llogin** or **DBPing** (included with your Informix® Client Software Development Kit) to verify that you can connect.

Database not found

A connection attempt fails; a message says that the database is not found.

Possible cause

A bad database name or no database name at all was specified, and no database corresponding to your client user name exists on the server.

Resolution

Make sure that your data source name is specified correctly.

The oledbversion table not found

When the application attempts to fetch schema information, a message says that the table **oledbversion** was not found.

Possible cause

The setup script, `coledbp.sql`, has not been run against the **sysmaster** database of that server.

Resolution

The database administrator must run the setup script against the **sysmaster** database on the server to which you are trying to connect.

Nonalphabetic MBCS characters generate syntax errors

When you issue an SQL statement against an MBCS database (for example, SJIS-S), the HCL Informix® server returns a syntax error if the statement includes table or column names containing MBCS characters not classified as alphabetic in the locale.

Possible cause

Identifiers that include nonalphabetic characters are not enclosed in quotation marks.

Resolution

Enclose identifiers in quotation marks, and make sure **DELIMIDENT** is set. If you have no control over the SQL produced by the application, consider using a locale that classifies the characters in question as alphabetic.

Server-side cursor fails to update records

If you open a server-side cursor (**adUseServer**) on an SQL command (**adCmdText**), attempts to perform an update fail with an `ADO provider not capable` error.

This problem applies only to 7.x, 8.x, and 9.1x servers.

Possible cause

A server-side cursor that is opened on SQL text against HCL Informix® servers before version 9.2 cannot be updated.

Resolution

Use the client-side cursor (**adUseClient**) instead, or open the server-side cursor on the table (**adCmdTableDirect**).

Attempt to use provider from web server or other server fails

An attempt to use OLE DB Provider from the web server or from a process that runs as a distinct user fails. The typical error message that is displayed is `ADO cannot find the provider`.

Possible cause

OLE DB Provider is set up only for the current user.

Resolution

Perform the following steps in order:

1. Verify that you can connect to the HCL Informix® data source from an application such as Microsoft™ Visual Basic 6 or Microsoft™ Query Demo.
2. Make sure that `INFORMIXDIR\bin` is in the system path (as opposed to the user path).
3. Run `INFORMIXDIR\bin\regcopy.exe` and reboot.

Also, make sure that the user has the necessary permissions to access the database, and verify that the data source has been specified correctly.

Cannot connect to transaction manager

A connection attempt fails, a message says that the application cannot connect to the transaction manager.

Possible cause

This message is generated when the MTS installation does not have the latest update of the component DLLs. The interface, **IDtcToXaHelperSinglePipe** that the Informix® OLE DB Provider uses to communicate with MS DTC might not be available in the installation (part of **MSDTCPRX.DLL**).

Resolution

This problem occurs due to incorrect setup. You must ensure that the **msdtcprx** DLL is version 1999 or higher. The MTS component files get updated by installing Windows NT™ Service Pack 6. Install the Windows NT™ Service Pack 6 or higher after the MTS installation.

Driver not found error

When you attempt to run tracing, the server returns an error stating that the driver cannot be not found and might not be installed properly.

Possible cause

A valid path has not been set in the **IFXOLEDBTRACE** environment variable to which the system can write a trace file.

Resolution

Set a valid path such as `c:\oledb\trace.txt` in the **IFXOLEDBTRACE** environment variable.

Errors for stored procedures

When a stored procedure with a return value is run using the HCL Informix® OLE DB Provider, errors returned by the procedure are not returned to the application.

Error information from stored procedures with no returned values is available immediately following the execution of the procedure.

Resolution

Call a fetch on the result set.

Known issues with OLE DB .NET bridge

In a .NET application, when calling stored procedures that take no parameters, the OleDbCommand attribute "CommandType" does not function as expected.

Possible cause

This behavior is due to the requirement of HCL Informix® servers to have parentheses as part of the syntax of the stored procedure, even if there are no parameters.

Resolution

To work around this problem, use the OleDbCommand's commandText attribute to build your own string for the stored procedure call before calling the Executexxx methods of the command interface.

Index

Numerics

- 32K feature
- LVARCHAR 12
- 99 Joins
- SQL support 35

A

- adCmdTableDirect cursors 6
- ADO applications 1, 5
- ADO cannot find the provider error message 39
- ADO connection string keywords 5
- ADO cursor types 6
- ADO cursor types and table name 6
- ADO cursor types and text case 6
- ADO flags 6
- ADO provider not capable error message 39
- adOpenForwardOnly cursors 6
- adOpenStatic cursors 6
- adUseClient cursors 6
- adUseServer cursors 6
- Apartment threading 34
- AppendChunk() method 11
- ATL applications 5
- Authentication
 - LDAP 4
- Autocommit isolation level 34

B

- BLOB data type, large object support 11
- Bookmarks 6, 6
- Built-in data types 8
- BYTE data type, large object support 11

C

- C/C++ applications 5
- Class not registered error message 37
- Client SDK 1
- CLIENT_LOCALE keyword 5
- Client-side scrollable cursors 6
- CLOB data type, large object support 11
- coledbp.sql script 2, 2
- Command object 3
- Complex data types, large object support 11
- Connecting to data sources 5
- Connection string keywords 5
- Connections
 - establishing 38
- Converting data 12, 23
- Cursors 6, 6, 6, 6

D

- Data consumers 1
- Data conversions, getting data 23
- Data conversions, setting data 12
- Data providers 1
- Data sources 5
- Data types 8
 - mapping money and decimal 11
 - support for large objects 11
 - support for user-defined 11
- Database not found error message 38, 40
- DataSource object 3
- DATETIME data type 10
- DB_LOCALE keyword 5
- DBPROP_INIT_PROVIDERSTRING initialization property 11
- DBPROP_IRowsetScroll property 6

- DBPROP_OTHERINSERT property 6
- DBPROP_OTHERUPDATEDELETE property 6
- DBPROP_OWNINGINSERT property 6
- DBPROP_SESS_AUTOCOMMITISOLEVEL property 34
- DBTYPE_WSTR type 36
- decasr8 provider string option 11
- DECIMAL data type 11
- Decimals 11
- DELIMITED environment variable 35
- Denial-of-service attacks
 - Windows registry
 - user DLLs 35
- Describe Decimal as Real/Double connection option 11
- DISTINCT clause 6
- Distributed Transaction Support 35
- Distributed transactions 34
- DLL pathname in MS DTC 35
- doledbp.sql script 2, 2
- DSN keyword 5
- Dynamic Query Extension 35
 - GetParameterInfo method 35
 - ICommandWithParameters 35

E

- Error messages
 - ADO cannot find the provider 39
 - ADO provider not capable 39
 - class not registered 37
 - database not found 38, 40
 - OLE DB Provider not registered 37
 - oledbversion not found 38
- Escape sequence
 - SQL 99 Join 35

F

- FBS keyword 5
- FETCHBUFFERSIZE keyword 5
- Floating point numbers 11
- FOR UPDATE clause 6
- Free threading 34

G

- GetChunk() method 11
- GetParameterInfo method
 - Dynamic Query Extension 35
- Global Language Support (GLS) 36
- GLS locales 36
- GROUP BY clause 6

H

- HTML type 11

I

- ICommandWithParameters
 - Dynamic Query Extension 35
- Identifiers 35
 - delimited 35
- IfrmConn.dll
 - Windows registry 35
- IFXOLEDBBTRACE environment variable 40
- ifxoledbc.dll file 2, 2
- Installation overview 2
- Interfaces, supported 4
- International locales 36
- INTERVAL data type 9
- IS_LONG flag 11

J

- Join
 - 99, SQL 35
 - escape sequence 35

L

- Large objects 11
- LDAP Authentication
 - like UNIX/Linux Pluggable Authentication Module 4
- LDAP Authentication Support on Windows 4
- LDAP server 4
- Local transactions 34
- Locales 36
- LVARCHAR
 - 32K feature 12

M

- Mappings, data types 8
- MBCS character set 36, 39
- Microsoft Distributed Transaction Coordinator 34
- Microsoft OLE DB to ODBC bridge 8
- Migrating, earlier versions 2
- MONEY data type 11
- MS DTC 34
- MTS support 34, 35
- Multibyte Character Sequence
 - converting to from Unicode 36

O

- OLE DB Provider
 - installing 2
 - upgrading previous versions of 2
- OLE DB Provider not registered error message 37
- OLE DB specification 4
- oledbversion not found error message 38
- ORDER BY clause 6

P

- Pathname, DLL
 - MS DTC 35
- Pluggable Authentication Module
 - LDAP Authentication 4
- Provider not registered message 37
- PWD keyword 5

R

- Registry updates 2, 2
- REPORTSTRINGASWSTRING flag 5, 36
- ROWID column 6
- RSASWS flag 5, 36

S

- Sample program 3
- Server-side cursors 39
- Server-side nonscrollable cursors 6
- Server-side scrollable cursors 6
- Session object 3
- SQL
 - 99 Joins 35
- Static cursors 6
- Supported applications 5
- Supported interfaces 4
- sysmaster database 2

T

- TEXT data type 11
- Threading support 34
- Trace

- driver not found error 40
- IFXOLEDBBTRACE environment variable 40
- Transaction coordinator 34
- Transaction support 34, 34
- Troubleshooting installation and operation problems 37

U

- UID keyword 5
- Unicode character set 36
- Unicode keyword 5
- Unicode, converting to from Multibyte Character Sequence 36
- UNIQUE clause 6
- Upgrading OLE DB Provider installations 2
- User-defined data types 8, 11

W

- Web server 39
- Wide strings 5, 36
- Windows registry
 - IfmxConn.dll library 35
 - security risk with user DLLs 35
 - values for each DLL in XA 35
- WITH ROWIDS clause 6